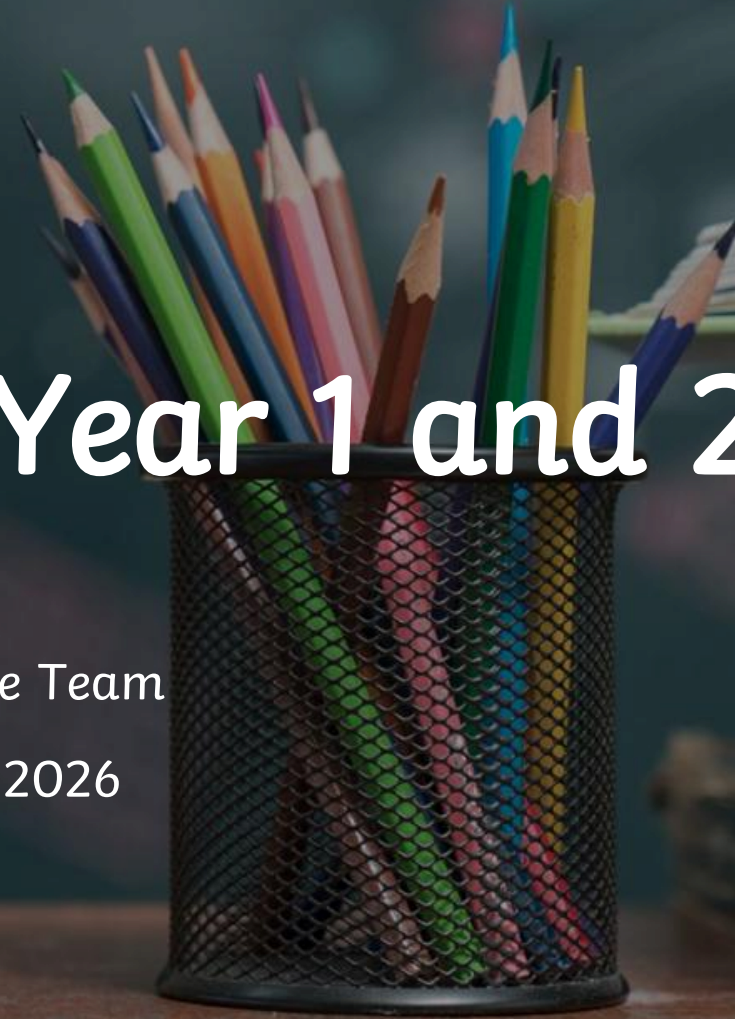


Welcome to Year 1 and 2

Meet the Team

2025-2026





Meet the team!



Class 1A - Miss Lockley and Mrs Jones



Class 1/2B – Mrs Clarke, Mrs Payler and Mrs Clay



Class 2C – Miss Beard, Mrs Ensor and Mrs Horne

Arrival and Finish



- The school gates open each morning from **8:40 to 8:50 a.m.** A member of staff will be at the door to greet you and your child.
- At the end of the school day:
- Children in **Classes 1/2B and 2C** will exit through the main entrance and wait on the ramp.
- **Class 1A** will exit near the gate on **Cottage Garden Lane** and will remain behind the green gate.

| Year | Start | Finish |
|------|-------|--------|
| 1 | 8:50 | 3:20 |
| 2 | 8:50 | 3:20 |

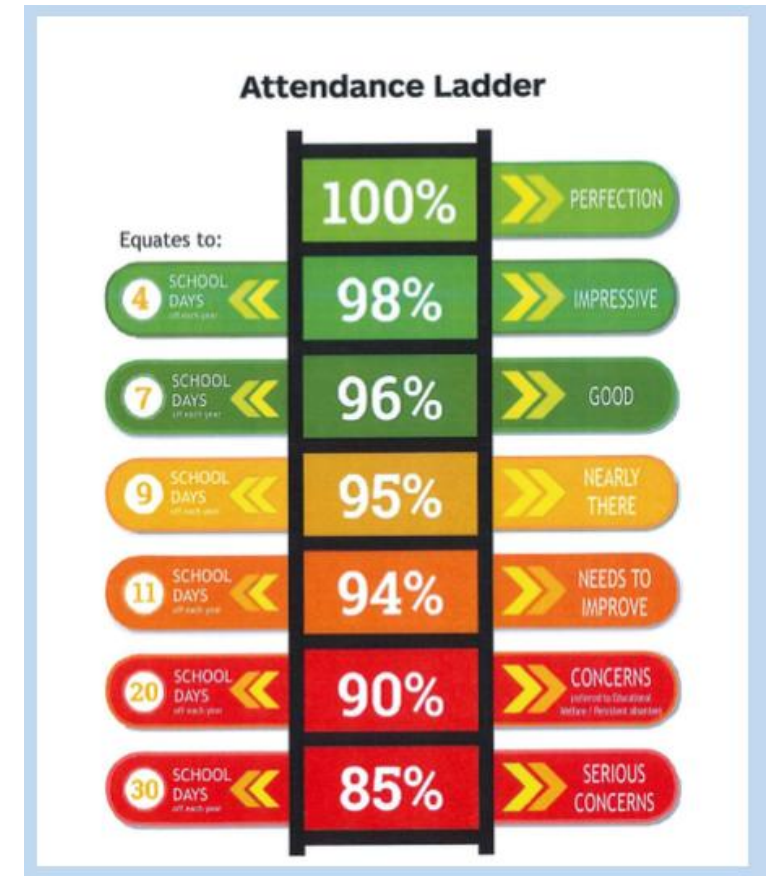
Attendance



As a school, we closely monitor every child's attendance. Since learning is progressive, it is important that children attend every lesson to ensure they don't miss key concepts or fall behind.



It is also very important that children arrive on time in the morning. Teachers provide morning tasks to consolidate previous learning. Phonics sessions begin promptly at 9:00 each day and are vital for developing children's reading and writing skills.



The School Day



Throughout the day, we teach a range of different lessons. Each class will cover the same subjects, although they may be taught on different days.

| | 8.40-9.00 | 9.00-9.30 | 9.30-10.15 | 10.15-10.30 | 10.30-10.45 | 10.45-11.50 | 12.00-1.00 | 1.00-3.20 | | | |
|----------------------------|--------------|-----------|------------|---|-------------|-------------|------------|-----------------------------|-----------------------|--------------------|------------|
| Monday | Registration | phonics | English | Class assembly | PLAY TIME | Maths | LUNCHTIME | PE- coach led | Computing | Story time | |
| Tuesday | Registration | | English | Handwriting | | Mathematics | | Science | Reading fluency | Year 1 singing | |
| Wednesday PPA pm | Registration | | English | KS1 assembly star of the week alternate weeks | | Mathematics | | RE 1:15 - 2:00 | PSHE 2:00 - 2:30 | Music 2:30-3:00 | Story time |
| Thursday | Registration | | English | Yr 2 singing assembly | | Mathematics | | Story time | History | Hand writing | |
| Friday | Registration | | English | Gold Book assembly | | Mathematics | | Hand Writing 1:00 - 1:30 | VIPERS 1:30 - 2:15 | PE 2:15-3:00 | |

D&T / Art to be blocked either at the start or the end of the term.

Our Curriculum



As we have mixed-age classes across the school, we operate on a two-year cycle to ensure all children receive the full curriculum across those two years. The long-term plans for both cycles are available on our website under the **Curriculum** section. Below is an extract as an example. A Key Stage newsletter is also sent out every half term to provide further information about the new topic.

HOWITT PRIMARY SCHOOL YEAR 1 AND 2 LONG TERM PLAN

| Half Term | Autumn 1 (8wks) | Autumn 2 (7wks) | Spring 1 (6wks) | Spring 2 (5wks) | Summer 1 (6wks) | Summer 2 (7wks) |
|--|--|--|--|--|---|--|
| Topic Enquiry Question | What do I know about continents? | What do I know about Florence Nightingale? | What do I know about Mary Arning? | What do I know about oceans? | What do I know about the Royal Family? | What do I know about Africa? |
| Core Text | Geography: English: | History: English: | History: English: | Geography: English: | History: | Geography: |
| Global Theme | Identity and Diversity | Peace and Conflict | Social Justice | Saving our Environment | Our Heritage | Our World and Beyond |
| Interconnected Curriculum Links | | | | | | |
| | Non-Fiction writing purpose is to write a recount: Write a recount about themselves in the style of 'This is Me!' Fiction writing purpose is to entertain: Retell part of the story, 'Cave Baby.' | Fiction writing purpose is to entertain: Write a character description. Non-Fiction writing purpose is to instruct: Make a recipe linked to making their own 'Terrible Soup'. | Fiction writing purpose is to entertain: Write part of a story. Fiction writing purpose is to entertain: Movement poem. | Fiction writing purpose is to entertain: Setting description. Non-Fiction writing purpose is to persuade: Write a letter about the Earth. | Fiction writing purpose is to entertain: Write a short story about the King. Non-Fiction writing purpose is to persuade: Advert for a missing hat. | Fiction writing purpose is to entertain: Setting description. Non-Fiction writing purpose is to inform: Creature fact file. |
| | Location knowledge Earth's Continents | | | Human and physical geography Weather and weather patterns Continents and oceans | | Place knowledge Africa |
| | | Significant individual Florence Nightingale Mary Seacole | Significant individual Mary Arning | | Changes within living memory Queen Elizabeth | |
| | Animals including humans (senses and human body) (Y1) | Seasons -Autumn (Y1) | Seasons -Winter (Y1) | Everyday materials and their uses (Y1) | Plants (Y1) Seasons - Spring + | Plants (Y1) Seasons- Summer |

HOWITT PRIMARY COMMUNITY SCHOOL

| Half Term | Autumn 1 | Autumn 2 | Spring 1 | Spring 2 | Summer 1 | Summer 2 |
|-----------|--|--|---|---|---|---|
| | | | Year 1 Place value to 10 (5 weeks) Addition and subtraction (5 weeks) Shape (2 weeks) Year 2 Place value (5 weeks) Addition and subtraction (3 weeks content over 5 weeks) Shape (2 weeks) | Year 1 Place value to 20 (2 weeks) Addition and subtraction within 20 (3 weeks) Measurement, length & height (2 weeks) Mass & Volume (2 weeks) Place value to 50 (2 weeks) Year 2 Statistics (2 weeks) Place value consolidation (1 week) Addition and subtraction- consolidation (2 weeks) Measurement, length & height (2 weeks) Mass & capacity & Temperature (2 weeks) | Year 1 Multiplication & Division (3 weeks) Place value to 50 /100 (3 weeks) Fractions (2 weeks) Money (1 week) Time (2 weeks) Position and direction (1 week) Year 2 Multiplication & Division (3/4 weeks) Fractions (3 weeks) Money (2 weeks) Time (2 weeks) Position and direction (1 week) | |
| | Sport 1: Boxercise Sport 2: Athletics | Sport 1: Handball Sport 2: Dance | Sport 1: Gymnastics Sport 2: Dodgeball | Sport 1: basketball Sport 2: tennis | Sport 1: Cricket Sport 2: Ball Skills | Sport 1: football Sport 2: athletics linked to sports day |
| | Relationships Respecting ourselves and others Families and friendships Online safety (year 2 coverage) | Relationships Safe relationships Anti-bullying week (year 2 coverage) | Living in the wider world Belonging to a community (year 1 coverage) | Living in the wider world Media literacy and Digital Resilience Money and work (year 1 coverage) | Health and wellbeing Physical health and mental wellbeing (year 1 coverage) | Health and wellbeing Growing and changing Keeping safe (year 1 coverage) |



Belongings Needed

No pencil cases are needed, all equipment is provided by the school.

Water bottle that is labelled with your child's name.

Please ensure your child brings their book bag and reading book to school every day. Do not place water bottles in the same bag as reading books, as we have had many books damaged by the leaks.

Labelled lunch box unless the children are school dinners.

No additional toys from home please.



Label Everything!

Lunch and Snack

All children in Key Stage 1 are entitled to universal free school meals. Each day, children can choose whether they would like a school dinner or a packed lunch from home.

All children will receive a snack a break time- this will be a variety of different fruit or vegetables.

The lunch menu is available to look at on our website under the 'parents' tab.



Please remember!

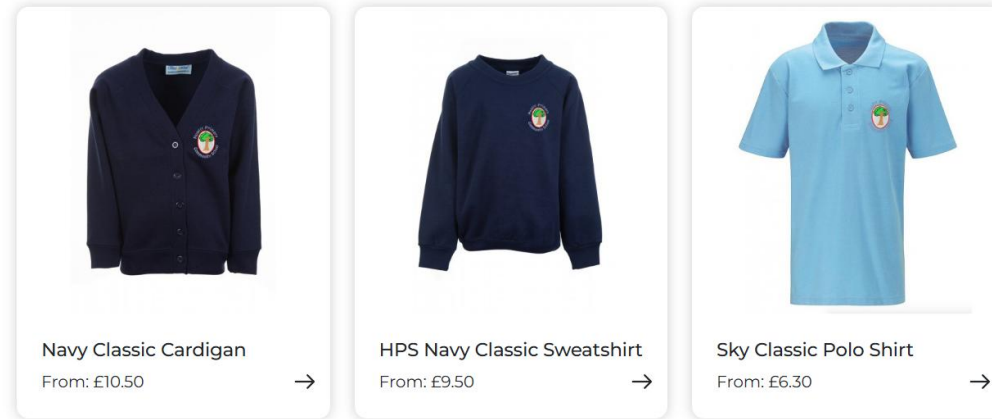


School and PE Uniform



Our school uniform (required)

- Dark blue sweatshirt or cardigan
- Light blue polo shirt
- Black/grey trousers/skirt
- Children should wear flat-soled, black school
- Please make sure it is labelled!

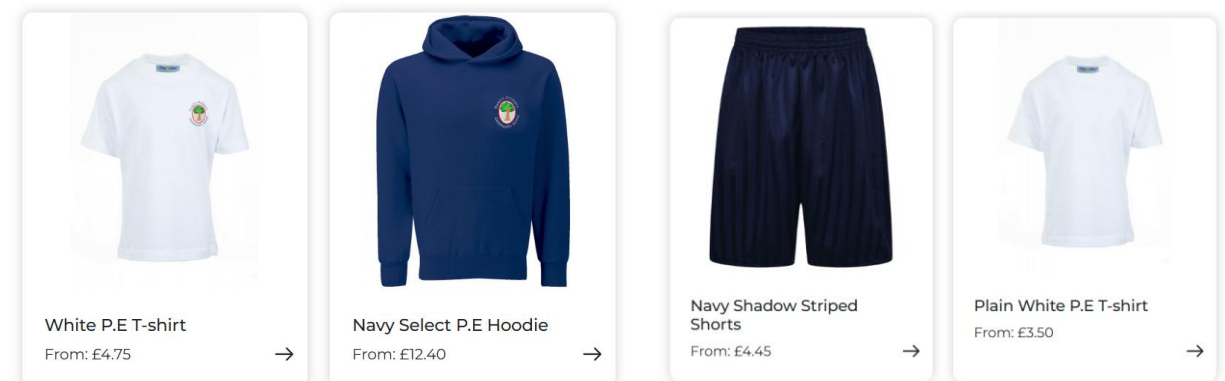


Our school PE uniform

Regular PE is an important part of the curriculum, and we expect all children to come to school wearing their PE uniform, which consists of:

- White T-shirt plain or with the Howitt logo
- Dark blue/black shorts
- Plimsolls/trainers
- Please make sure it is labelled!

Earrings must be taken out for PE we do not use tape!



Reading

In school, we use the **Collins Big Cat** reading scheme, which you will have been introduced to during the reception year and year 1.

In Key Stages 1 and 2, children will follow a reading reward scheme. The more they read at home, the different prizes they will receive.

We encourage children to read **daily**, if possible, or at least **three times a week**. Please remember to record each reading session in their **reading record**.

Books are changed regularly, but to support our reading theatre work, we encourage children to read their books more than once. This helps them develop an even pace and use expression.



Phonics



Level 1 Level 1-2 Level 2 Level 3 Level 4 **Level 5** Level 6

1 children who are secure at Level 4. [Click here to see the overview](#)

Twinkl Phonics App
Level 5
Effective Phonics Through Play

Access the Web App
Download on the App Store

Explore the Twinkl Phonics App - Level 5

☆☆☆☆☆ [Download](#)

DECODERS
Unlock literacy potential in KS2 learners
Complete Phonics Intervention Programme

phonic DECODER
Whiteboard DECODER

Twinkl Phonics Decoders - A Complete KS2 Phonics Intervention

☆☆☆☆☆ [Download](#)

ay ai

ink saving Eco

'ay' saying /ai/ Lesson Pack - Level 5 Week 1 Lesson 2

Middy Fun

ink saving Eco

'ay' saying /ai/ Lesson Pack - Level 5 Week 1 Lesson 3

In years 1 and 2, children will continue to receive daily phonics sessions. Based on information passed on from their previous teacher and ongoing assessments, children will be grouped according to their current working level.

These groups generally align with the reading books they bring home, ensuring that all children can access reading and writing materials at an appropriate level.

We follow the **Twinkl** scheme of learning, which ensures teaching is consistent and progressive throughout Key Stage 1.

Maths- White Rose



For each year group, the scheme of learning includes an overview of the maths that your child should be learning at any point in the year.

| | Week 1 | Week 2 | Week 3 | Week 4 | Week 5 | Week 6 | Week 7 | Week 8 | Week 9 | Week 10 | Week 11 | Week 12 |
|--------|---------------------------------------|--------|--|--------|------------------------------------|--|--------|----------------------------------|---------------------|---------|---------|---------|
| Autumn | Number Place value (within 10) | | | | | Number Addition and subtraction (within 10) | | | | | | |
| Spring | Number Place value (within 20) | | Number Addition and subtraction (within 20) | | | Number Place value (within 50) | | Measurement Length and height | | | | |
| Summer | Number Multiplication and division | | Number Fractions | | Geometry Position and direction | Number Place value (within 100) | | Measurement Money | Measurement Time | | | |

| | Week 1 | Week 2 | Week 3 | Week 4 | Week 5 | Week 6 | Week 7 | Week 8 | Week 9 | Week 10 | Week 11 | Week 12 |
|--------|-----------------------|---------------------------------------|--------|---------------------|------------------------------------|--------|----------------------------------|---|------------------------------------|---------|---------------|---------|
| Autumn | Number Place value | | | | Number Addition and subtraction | | | | Geometry Shape | | | |
| Spring | Measurement Money | Number Multiplication and division | | | | | Measurement Length and height | Measurement Mass, capacity and temperature | | | | |
| Summer | Number Fractions | | | Measurement Time | | | Statistics | | Geometry Position and direction | | Consolidation | |

We've divided each block of knowledge into a series of small learning steps. Together, these small steps cover all the curriculum content that your child needs to know.

Key Stage 1 and 2 symbols

The following symbols are used to indicate:



concrete resources might be useful to help answer the question



a bar model might be useful to help answer the question



drawing a picture might help children to answer the question



children talk about and compare their answers and reasoning



a question that should really make children think. The question may be structured differently or require a different approach from others and/or tease out common misconceptions.



Homework- Working Together

In years 1 and 2, we encourage children to continue their learning at home through the following activities:

- **Reading:** Children should read at least three times a week, preferably daily, and have their reading recorded in their reading record. Please also use the **VIPERS questions** at the back of the book to help check their understanding of the text.
- **Maths:** Year 2 children will begin the **Times Tables Rock Stars (TTRS)** multiplication and division programme. This is an online game designed to help children quickly learn and recall their times tables. Each child will receive an individual login, and tables for practice (2, 5, and 10) will be set in September.
- **Embark and Creative Homework:** This homework is set each half term and encourages children to work with an adult on a specific themed project. These projects link either to the **Embark Awards** or the half-term topic. Details will be communicated through the school newsletter each half term.



School Rewards and Recognition



Each child will have a merit card. Merits are awarded for good work in lessons, positive behaviour during lunchtimes, and for completing homework. This encourages and acknowledges children's efforts throughout the school day.



50 Merits – Bronze Award: The child receives a certificate during assembly and is rewarded with extra playtime.



100 Merits – Silver Award: The child receives a certificate during assembly and is rewarded with hot chocolate and treats.



150 Merits – Gold Award: The child receives a certificate during assembly and is rewarded with choosing their own treat!

School Rewards and Recognition



Star of the Week

- One child per class chosen weekly
- Receives a Star of the Week certificate
- Celebrated during Wednesday or Friday assembly
- Parents notified via text if their child is chosen

Behaviour Chart

Each class has a chart with pictures showing class expectations.

All children start each day on the **sunshine**.


Children can move up or down the chart based on behaviour.

The **rainbow** recognises children who 'always' meet expectations.

A certificate is sent home daily for children in the rainbow.



General Assessments



Assessments Throughout the Year

- **Formative Assessments:** These take place during every lesson and help us check whether children have understood the learning. They also allow us to identify and address any misconceptions promptly.
- **Summative Assessments:** These occur at the end of each full term (Autumn, Spring, and Summer). We use NFER papers for reading and maths to determine if children are on track and to identify any additional support they may need.



• **NFER**
National Foundation for
Educational Research

End of Year Assessment




Year 1

In June, Year 1 children will complete the **Phonics Screening Check**, a national standard test administered in all schools. More information will be provided closer to the time. Any child who does not pass the screening in Year 1 will continue to receive daily phonics sessions and will retake the check in Year 2. We will discuss this with you if it applies to your child.

Year 2

At the end of Year 2, children will complete **SATs tests**, which help to support teachers' assessments of their progress.





Thank you for coming!

If you have any questions, please feel free to ask.